

Format of holding of specified securities

TARINI ENTERPRISES LIMITED

1. Name of Listed Entity:
2. Scrip Code/Name of Scrip/Class of Security
3. Share Holding Pattern Filed under: Reg. 31(1)(a)/Reg. 31(1)(b)/Reg.31(1)(c)
 - a. If under 31(1)(b) then indicate the report for Quarter ending
 - b. If under 31(1)(c) then indicate date of allotment/extinguishment

30/09/2020

4. **Declaration:** The Listed entity is required to submit the following declaration to the extent of submission of information:-

Particulars	Yes*	No*
1. Whether the Listed Entity has issued any partly paid up shares?		No
2. Whether the Listed Entity has issued any Convertible Securities or Warrants?		No
3. Whether the Listed Entity has any shares against which depository receipts are issued?		No
4. Whether the Listed Entity has any shares in locked-in?		No
5. Whether any shares held by promoters are pledge or otherwise encumbered?		No

** If the Listed Entity selects the option 'No' for the questions above, the columns for the partly paid up shares, Outstanding Convertible Securities/Warrants, depository receipts, locked-in shares, No of shares pledged or otherwise encumbered by promoters, as applicable, shall not be displayed at the time of dissemination on the Stock Exchange website. Also wherever there is 'No' declared by Listed Entity in above table the values will be considered as 'Zero' by default on submission of the format of holding of specified securities.*

5. The tabular format for disclosure of holding of specified securities is as follows:-



Table I - Summary Statement holding of specified securities

Category	Category of shareholder	Nos. of shareholders	No. of fully paid up equity shares held	No. of Partly paid-up equity shares held	No. of shares underlying Depository Receipts	Total nos. shares held	Shareholding as a % of total no. of shares (calculated as per SCRR, 1957) As a % of (A+B+C2)	Number of Voting Rights held in each class of securities			No. of Shares Outstanding convertible securities (including Warrants)	Shareholding, as a % assuming full conversion of convertible securities (as a percentage of diluted share capital) As a % of (A+B+C2)	Number of Locked in shares		Number of Shares pledged or otherwise encumbered		Number of equity shares held in dematerialized form	
								No of Voting Rights					Total as a % of (A+B+C)	No. (a)	As a % of total Shares held (b)	No. (a)		As a % of total Shares held (b)
								Class:Equity	Class:gy	Total								
(i)	(ii)	(iii)	(iv)	(v)	(vi)	(vii)=(iv)+(v)+(vi)	(viii)	(ix)			(x)	(xi)=(vii)+(x)	(xii)		(xiii)		(xiv)	
(A)	Promoter & Promoter Group	35	1476185	0		1476185	43.77	1476185		1476185.00	43.77	0	43.77	0		0		963385
(B)	Public	497	1896790	0		1896790	56.23	1896790		1896790.00	56.23	0	56.23	0		0		1385340
(C)	Non Promoter- Non Public					0												0
(C1)	Shares underlying DRs	0			0	0	0.00	0		0	0.00			0		0		0
(C2)	Shares held by Employee Trusts	0	00	0		0	0.00	00		0	0.00		0.00	0		0		0
	Total	532	3372975	0	0	3372975	100.00	3372975	0.00	3372975.00	100.00	0	100.00	0	0.00	0	0.00	2348725



Table II - Statement showing shareholding pattern of the Promoter and Promoter Group

1	Category & Name of the Shareholders	PAN	No. of shareholder	No. of fully paid up equity shares held	Partly paid-up equity shares held	Nos. of shares underlying Depository Receipts	Total nos. shares held	Shareholding % calculated as per SCRR, 1957 As a % of (A+B+C2)	Number of Voting Rights held in each class of securities			No. of Shares Underlying Outstanding convertible securities (including Warrants)	Shareholding, as a % assuming full conversion of convertible securities (as a percentage of diluted share capital) as a % of A+B+C2	Number of Locked in shares		Number of Shares pledged or otherwise encumbered		Number of equity shares held in dematerialized form	
									No of Voting Rights		Total as a % of Total Voting rights			No. (a)	As a % of total Shares held (b)	No. (a)	As a % of total shares held (b)		
									Class X	Class Y									Total
(I)	(II)	(III)	(IV)	(V)	(VI)	(VII)=(IV)+(V)+(VI)	(VIII)	(IX)	(X)	(XI)	(XII)	(XIII)	(XIV)	(XV)					
1	Indian																		
(a)	Individual/Hindu Undivided Family		35	1476185	0	0	1476185	43.77	1476185	0	1476185	43.77	0	43.77	0	0.00	0	0.00	963385
	RAJ KUMAR BARDIA	AEPB9160K		277000	0	0	277000	8.21	277000	0	277000	8.21	0	8.21	0	0.00	0	0.00	172000
	ABHAY CHAND BARDIA	AEHP61384F		109695	0	0	109695	3.25	109695	0	109695	3.25	0	3.25	0	0.00	0	0.00	109695
	SARLA BARDIA	AALPB4828N		101010	0	0	101010	2.99	101010	0	101010	2.99	0	2.99	0	0.00	0	0.00	101010
	ABHISHEK BARDIA	ALKP84958P		90000	0	0	90000	2.67	90000	0	90000	2.67	0	2.67	0	0.00	0	0.00	90000
	RAVI PRAKASH BARDIA	AEHP85965L		85680	0	0	85680	2.54	85680	0	85680	2.54	0	2.54	0	0.00	0	0.00	85680
	SAMPAT BARDIA	AALPB0492L		69600	0	0	69600	2.06	69600	0	69600	2.06	0	2.06	0	0.00	0	0.00	69600
	NIRMALA DEVI BARDIA	ADHP85056O		56850	0	0	56850	1.69	56850	0	56850	1.69	0	1.69	0	0.00	0	0.00	56850
	ROHIT BARDIA	APFP83757F		52500	0	0	52500	1.56	52500	0	52500	1.56	0	1.56	0	0.00	0	0.00	52500
	SUKH LAL BARDIA	AGWPP80284D		52200	0	0	52200	1.55	52200	0	52200	1.55	0	1.55	0	0.00	0	0.00	34800
	TARUN GOEL			45150	0	0	45150	1.34	45150	0	45150	1.34	0	1.34	0	0.00	0	0.00	0
	RUPESH BOTHRA	AMYPS8788D		45000	0	0	45000	1.33	45000	0	45000	1.33	0	1.33	0	0.00	0	0.00	45000
	SHAANTI BOTHRA			45000	0	0	45000	1.33	45000	0	45000	1.33	0	1.33	0	0.00	0	0.00	0
	RITESH KUMAR PATAWARI			40275	0	0	40275	1.19	40275	0	40275	1.19	0	1.19	0	0.00	0	0.00	0
	RITIKA BARDIA			39600	0	0	39600	1.17	39600	0	39600	1.17	0	1.17	0	0.00	0	0.00	0
	ALKA NIGAM			35000	0	0	35000	1.04	35000	0	35000	1.04	0	1.04	0	0.00	0	0.00	0
	INDU PATAWARI			34500	0	0	34500	1.02	34500	0	34500	1.02	0	1.02	0	0.00	0	0.00	0
	PRAKASH CHAND PATAWARI			34500	0	0	34500	1.02	34500	0	34500	1.02	0	1.02	0	0.00	0	0.00	0
	AVANTIKA BARDIA			25875	0	0	25875	0.77	25875	0	25875	0.77	0	0.77	0	0.00	0	0.00	0
	SWATI BOTHRA	AKAP6007G		22500	0	0	22500	0.67	22500	0	22500	0.67	0	0.67	0	0.00	0	0.00	22500
	BULBUL BOTHRA	AEZPB2366P		22500	0	0	22500	0.67	22500	0	22500	0.67	0	0.67	0	0.00	0	0.00	22500
	JUGRAJ BOTHRA	ACUP83725F		22500	0	0	22500	0.67	22500	0	22500	0.67	0	0.67	0	0.00	0	0.00	22500
	BHANWARI DEVI BARMECHA	AAEP84112E		22500	0	0	22500	0.67	22500	0	22500	0.67	0	0.67	0	0.00	0	0.00	22500
	CASSY PATAWARI			22500	0	0	22500	0.67	22500	0	22500	0.67	0	0.67	0	0.00	0	0.00	0
	ASHISH NIGAM	AKSPN0530C		21000	0	0	21000	0.62	21000	0	21000	0.62	0	0.62	0	0.00	0	0.00	0
	SHAANTI DEVI BARDIA			17000	0	0	17000	0.50	17000	0	17000	0.50	0	0.50	0	0.00	0	0.00	0
	GUNJAN GUPTA			12000	0	0	12000	0.36	12000	0	12000	0.36	0	0.36	0	0.00	0	0.00	0
	CHANDMAL SURAMA JAIN	AAEP13112H		11250	0	0	11250	0.33	11250	0	11250	0.33	0	0.33	0	0.00	0	0.00	11250
	DEEPAK JAIN HUF	AACHD3373H		11250	0	0	11250	0.33	11250	0	11250	0.33	0	0.33	0	0.00	0	0.00	11250
	SURANA CHAND MAL HUF	AAAH1746H		11250	0	0	11250	0.33	11250	0	11250	0.33	0	0.33	0	0.00	0	0.00	0
	KANIKA SHARMA	BOTPS2014C		7500	0	0	7500	0.22	7500	0	7500	0.22	0	0.22	0	0.00	0	0.00	5000
	KUMUD SHARMA	AYXPS8001Q		7500	0	0	7500	0.22	7500	0	7500	0.22	0	0.22	0	0.00	0	0.00	5000
	HARI MOHAN SHARMA	AARPS6592G		7500	0	0	7500	0.22	7500	0	7500	0.22	0	0.22	0	0.00	0	0.00	7500
	NIDHI JAIN	AAJPI0315I		7500	0	0	7500	0.22	7500	0	7500	0.22	0	0.22	0	0.00	0	0.00	0
	PRADEEP KUMAR GUPTA KARTA OF			7500	0	0	7500	0.22	7500	0	7500	0.22	0	0.22	0	0.00	0	0.00	0
	TEJ KARAN BOTHRA			3000	0	0	3000	0.09	3000	0	3000	0.09	0	0.09	0	0.00	0	0.00	0
(b)	Central Government/State Government(s)		0	0	0	0	0	0.00	0	0	0	0.00	0	0.00	0	0.00	0	0.00	0
(c)	Financial Institutions/Banks		0	0	0	0	0	0.00	0	0	0	0.00	0	0.00	0	0.00	0	0.00	0
(d)	Any Other (Specify)		0	0	0	0	0	0.00	0	0	0	0.00	0	0.00	0	0.00	0	0.00	0
(e)	Sub Total (A)(1)		35	1476185	0	0	1476185	43.77	1476185	0	1476185	43.77	0	43.77	0	0.00	0	0.00	963385
2	Foreign																		
(a)	Individual/Non Resident Individual/Foreign Individual		0	0	0	0	0	0.00	0	0	0	0.00	0	0.00	0	0.00	0	0.00	0
(b)	Government		0	0	0	0	0	0.00	0	0	0	0.00	0	0.00	0	0.00	0	0.00	0
(c)	Institutions		0	0	0	0	0	0.00	0	0	0	0.00	0	0.00	0	0.00	0	0.00	0
(d)	Foreign Portfolio Investor		0	0	0	0	0	0.00	0	0	0	0.00	0	0.00	0	0.00	0	0.00	0
(e)	Any Other (Specify)		0	0	0	0	0	0.00	0	0	0	0.00	0	0.00	0	0.00	0	0.00	0
(f)	Sub Total (A)(2)		0	0	0	0	0	0.00	0	0	0	0.00	0	0.00	0	0.00	0	0.00	0
	Total Shareholding of Promoter and Promoter Group (A)* = (A)(1)+(A)(2)		35	1476185	0	0	1476185	43.77	1476185	0	1476185	43.77	0	43.77	0	0.00	0	0.00	963385



Table III - Statement showing shareholding pattern of the Public shareholder

	Category & Name of the Shareholders	PAN	Nos. of share holder	No. of fully paid up equity shares held	Partly paid-up equity shares held	Nos. of shares underlying Depository Receipts	Total nos. shares held	Shareholding % calculate d as per SCRR, 1957 As a % of (A+B+C2)	Number of Voting Rights held in each class of securities			No. of Shares Underlying Outstanding convertible securities (including Warrants)	Total shareholding, as a % assuming full conversion of convertible securities (as a percentage of diluted share capital)	Number of Locked in shares		Number of Shares pledged or otherwise encumbered		Number of equity shares held in dematerialized form	
									No of Voting Rights					Total as a % of Total Voting rights	No. (a)	As a % of total Shares held (b)	No. (Not applicable) (a)		As a % of total shares held (Not applicable) (b)
									Class X	Class Y	Total								
	(I)	(II)	(III)	(IV)	(V)	(VI)	(VII)=(IV)+(V)+(VI)	(VIII)	(IX)			(X)	(XI)-(VII)-(X)	(XII)	(XIII)		(XIV)		
1	Institutions																		
(a)	Mutual Fund		0	0	0	0	0	0.0000	0	0	0	0.0000	0	0.0000	0	0.0000	0	0.0000	0
(b)	Venture Capital Funds		0	0	0	0	0	0.0000	0	0	0	0.0000	0	0.0000	0	0.0000	0	0.0000	0
(c)	Alternate Investment Funds		0	0	0	0	0	0.0000	0	0	0	0.0000	0	0.0000	0	0.0000	0	0.0000	0
(d)	Foreign Venture Capital Investor		0	0	0	0	0	0.0000	0	0	0	0.0000	0	0.0000	0	0.0000	0	0.0000	0
(e)	Foreign Portfolio Investors		0	0	0	0	0	0.0000	0	0	0	0.0000	0	0.0000	0	0.0000	0	0.0000	0
(f)	Financial Institutions/Banks		0	0	0	0	0	0.0000	0	0	0	0.0000	0	0.0000	0	0.0000	0	0.0000	0
(g)	Insurance Companies		0	0	0	0	0	0.0000	0	0	0	0.0000	0	0.0000	0	0.0000	0	0.0000	0
(h)	Provident Fund/Pension Funds		0	0	0	0	0	0.0000	0	0	0	0.0000	0	0.0000	0	0.0000	0	0.0000	0
(i)	Any Other Specify		0	0	0	0	0	0.0000	0	0	0	0.0000	0	0.0000	0	0.0000	0	0.0000	0
	Sub Total (B)(1)		0	0	0	0	0	0.0000	0	0	0	0.0000	0	0.0000	0	0.0000	0	0.0000	0
2	Central Government/State Government/President of India		0	0	0	0	0	0.0000	0	0	0	0.0000	0	0.0000	0	0.0000	0	0.0000	0
	Sub Total (B)(2)		0	0	0	0	0	0.0000	0	0	0	0.0000	0	0.0000	0	0.0000	0	0.0000	0
3	(a) 1. Individual Shareholders holding Nominal Share Capital Up to 2 Lacs		435	370495	0	0	370495	10.9842	370495	0	370495	10.9842	0	10.9842	0	0.0000	0	0.0000	154045
	2. Individual Shareholders holding Nominal Share Capital Above 2 Lacs		22	1100279	0	0	1100279	32.6204	1100279	0	1100279	32.6204	0	32.6204	0	0.0000	0	0.0000	895279
	ROHTASH KUMAR	ANDPK0291R		90000	0	0	90000	2.6683	90000	0	90000	2.6683	0	2.6683	0	0.0000	0	0.0000	90000
	MEGHNA HASIA	AESPH3043J		90000	0	0	90000	2.6683	90000	0	90000	2.6683	0	2.6683	0	0.0000	0	0.0000	90000
	RAJIV HASIA	AAWPH4341R		80000	0	0	80000	2.3718	80000	0	80000	2.3718	0	2.3718	0	0.0000	0	0.0000	80000
	BASANTI DEVI NAHATA	ABRPN6486H		70000	0	0	70000	2.0753	70000	0	70000	2.0753	0	2.0753	0	0.0000	0	0.0000	70000
	DAMAN ARORA	AMCPA9998D		60000	0	0	60000	1.7788	60000	0	60000	1.7788	0	1.7788	0	0.0000	0	0.0000	60000
	RAVINDER KUMAR TANWAR	AJWPT2933P		60000	0	0	60000	1.7788	60000	0	60000	1.7788	0	1.7788	0	0.0000	0	0.0000	60000
	SANJEEV CHOPRA KARTA OF			60000	0	0	60000	1.7788	60000	0	60000	1.7788	0	1.7788	0	0.0000	0	0.0000	0
	MRS SAROJ CHOPRA			60000	0	0	60000	1.7788	60000	0	60000	1.7788	0	1.7788	0	0.0000	0	0.0000	0
	HARBIR KHATRI			60000	0	0	60000	1.7788	60000	0	60000	1.7788	0	1.7788	0	0.0000	0	0.0000	0
	USHA RANI ARORA	AAEPAS414G		50000	0	0	50000	1.4824	50000	0	50000	1.4824	0	1.4824	0	0.0000	0	0.0000	50000
	RAJIV BATHRA	ACKPB0905F		45000	0	0	45000	1.3341	45000	0	45000	1.3341	0	1.3341	0	0.0000	0	0.0000	45000
	RIPI ARORA	AAEPB2397R		45000	0	0	45000	1.3341	45000	0	45000	1.3341	0	1.3341	0	0.0000	0	0.0000	45000
	MEGHANA HASIA			45000	0	0	45000	1.3341	45000	0	45000	1.3341	0	1.3341	0	0.0000	0	0.0000	0
	RAJIV HASIA			40000	0	0	40000	1.1859	40000	0	40000	1.1859	0	1.1859	0	0.0000	0	0.0000	0
	SANGEETA ARORA	AAEPAS416E		39166	0	0	39166	1.1612	39166	0	39166	1.1612	0	1.1612	0	0.0000	0	0.0000	39166
	SARTHA KHATTAR	BVQPK6732D		35000	0	0	35000	1.0377	35000	0	35000	1.0377	0	1.0377	0	0.0000	0	0.0000	35000
	SHANTI DEVI BARDIA	ADEPB5343A		34000	0	0	34000	1.0080	34000	0	34000	1.0080	0	1.0080	0	0.0000	0	0.0000	34000
(b)	NBFCs Registered with RBI		0	0	0	0	0	0.0000	0	0	0	0.0000	0	0.0000	0	0.0000	0	0.0000	0
(c)	Employee Trusts		0	0	0	0	0	0.0000	0	0	0	0.0000	0	0.0000	0	0.0000	0	0.0000	0
(e)	Any other (Specify)		0	0	0	0	0	0.0000	0	0	0	0.0000	0	0.0000	0	0.0000	0	0.0000	0
(e1)	Bodies Corporate		14	301691	0	0	301691	8.9444	301691	0	301691	8.9444	0	8.9444	0	0.0000	0	0.0000	301691
	PANCHSHEEL SECURITIES PVT LTD	AAACPD248C		90000	0	0	90000	2.6683	90000	0	90000	2.6683	0	2.6683	0	0.0000	0	0.0000	90000
	MINIMUM SHARES AND SECURITIES PRIVATE LIMITED	AAGOM0970Q		68000	0	0	68000	2.0160	68000	0	68000	2.0160	0	2.0160	0	0.0000	0	0.0000	68000
	KHATUSHYAM SHARES AND SECURITIES PRIVATE LIMITED	AAECK1078K		60000	0	0	60000	1.7788	60000	0	60000	1.7788	0	1.7788	0	0.0000	0	0.0000	60000
(e2)	Non Resident Indians		0	0	0	0	0	0.0000	0	0	0	0.0000	0	0.0000	0	0.0000	0	0.0000	0
(e3)	Resident Indian Huf		25	124315	0	0	124315	3.6856	124315	0	124315	3.6856	0	3.6856	0	0.0000	0	0.0000	124315
(e4)	Trusts		1	10	0	0	10	0.0003	10	0	10	0.0003	0	0.0003	0	0.0000	0	0.0000	10
(e5)	Clearing Members/House		0	0	0	0	0	0.0000	0	0	0	0.0000	0	0.0000	0	0.0000	0	0.0000	0
(e6)	Others		0	0	0	0	0	0.0000	0	0	0	0.0000	0	0.0000	0	0.0000	0	0.0000	0
(e7)	IEPF		0	0	0	0	0	0.0000	0	0	0	0.0000	0	0.0000	0	0.0000	0	0.0000	0
	Sub Total (B)(3)		497	1896790	0	0	1896790	56.2349	1896790	0	1896790	56.2349	0	56.2349	0	0.0000	0	0.0000	1385340
	Total Public Shareholding (B)-(B)(1)-(B)(2) + B(3)		497	1896790	0	0	1896790	56.2349	1896790	0	1896790	56.2349	0	56.2349	0	0.0000	0	0.0000	1385340




Table IV - Statement showing shareholding pattern of the Non Promoter- Non Public shareholder

Category & Name of the Shareholders	PAN	No. of shareholder	No. of fully paid up equity shares held	Partly paid-up equity shares held	Nos. of shares underlying Depository Receipts	Total no. shares held	Shareholding % calculated as per SCRR, 1957 As a % of (A+B+C2)	Number of Voting Rights held in each class of securities			No. of Shares Underlying Outstanding convertible securities (including Warrants)	Total shareholding, as a % assuming full conversion of convertible securities (as a percentage of diluted share capital)	Number of Locked in shares		Number of Shares pledged or otherwise encumbered		Number of equity shares held in dematerialized form (Not Applicable)	
								No of Voting Rights					Total as a % of Total Voting rights	No.	As a % of total Shares held	No. (Not applicable)		As a % of total shares held (Not applicable)
								Class X	Class Y	Total								
(I)	(II)	(III)	(IV)	(V)	(VI)	(VII)=(IV)+(V)+(VI)	(VIII)	(IX)			(X)	(XI)= (VII)+(X)	(XII)		(XIII)	(XIV)		
C1 Custodian/DR Holder		0	0	0	0	0	0	0	0	0	0.00	0	0	0.00	0	0.00	0	
C2 Employees Benefit Trust (Under SEBI (Share Based Employee Benefit Regulation 2014)		0	0	0	0	0	0	0	0	0	0.00	0	0	0.00	0	0.00	0	
Total Non Promoter Non Public Shareholding (C)= (C1)+(C2)		0	0	0	0	0	0	0	0	0	0.00	0	0	0.00	0	0.00	0	



Table V - Statement Showing Details of Significant beneficial Owners (SBOs)


Sr.No.	Details of the SBO			Details of the Registered Owner			Details of Holding/ exercise of right of the SBO in the reporting company, Whether direct or Indirect		Date of creation / acquisition of significant beneficial interest	
	(I)			(II)			(III)			(IV)
	Name	PAN/Passport No. in case of a foreign national	Nationality	Name	PAN/Passport No. in case of a foreign national	Nationality	Whether by Virtue of :			
							Shares	%		
							Voting Rights	%		
							Rights of distributable dividend or any other distribution	%		
							Exercise of control			
							Exercise of significant influence			

* In case the nature of the holding/ exercise of the right of a SBO falls under multiple categories specified under (a) to (e) under Column III, multiple rows for the same SBO shall be inserted for each of the categories.accordingly


* This column shall have the details as specified by the listed entity under Form No. BEN-2 as submitted to the Registrar.



(e1)	Bodies Corporate									
Sr.No	Pan Number	Name of Shareholders	FP -Shares	PP- Shares	Total Shares	%age	Nom.Value	Debentures	Code	Category
1	AACCP0248C	PANCHSHEEL SECURITIES PVT LTD	90000	0	90000	2.6683	900000.00	0	B3E1	BODIES CORPORATE-DOMESTIC
2	AAGCM0970Q	MINIMUM SHARES AND SECURITIES PRIVATE LIMITED	68000	0	68000	2.0160	680000.00	0	B3E1	BODIES CORPORATE-DOMESTIC
3	AAECK1078K	KHATUSHYAM SHARES AND SECURITIES PRIVATE LIMITED	60000	0	60000	1.7788	600000.00	0	B3E1	BODIES CORPORATE-DOMESTIC
4	AAACU1214B	UTSAV SECURITIES PRIVATE LIMITED	32691	0	32691	0.9692	326910.00	0	B3E1	BODIES CORPORATE-DOMESTIC
5	AAACH0604A	HILLRIDGE INVESTMENTS LIMITED	17620	0	17620	0.5224	176200.00	0	B3E1	BODIES CORPORATE-DOMESTIC
6	AADCA5834G	AVAIL FINANCIAL SERVICES LIMITED	14763	0	14763	0.4377	147630.00	0	B3E1	BODIES CORPORATE-DOMESTIC
7	AABCS6547E	SRI ENDRASH INVESTMENT AND FINANCE PVT LTD	14515	0	14515	0.4303	145150.00	0	B3E1	BODIES CORPORATE-DOMESTIC
8	AABCK5190K	KARVY STOCK BROKING LIMITED	2600	0	2600	0.0771	26000.00	0	B3E1	BODIES CORPORATE-DOMESTIC
9	AAACT0610Q	TRANSNATIONAL GROWTH FUND LIMITED	952	0	952	0.0282	9520.00	0	B3E1	BODIES CORPORATE-DOMESTIC
10	AANCA5576H	ANEKVARNA TRADING PRIVATE LIMITED	500	0	500	0.0148	5000.00	0	B3E1	BODIES CORPORATE-DOMESTIC
11	AAACF8207B	FASHIONS BRANDS (INDIA) PRIVATE LIMITED	20	0	20	0.0006	200.00	0	B3E1	BODIES CORPORATE-DOMESTIC
12	AAKCA0496K	ATP PROJECTS PRIVATE LIMITED	10	0	10	0.0003	100.00	0	B3E1	BODIES CORPORATE-DOMESTIC
13	AADCS5326D	SURABHI TOWER'S PVT.LTD.	10	0	10	0.0003	100.00	0	B3E1	BODIES CORPORATE-DOMESTIC
14	AADCM7444E	MAG IMPEX PVT LTD	10	0	10	0.0003	100.00	0	B3E1	BODIES CORPORATE-DOMESTIC
	Total				301691	8.9444	3016910	0		



(e2)	Non Resident Indian									
Sr.No	Pan Number	Name of Shareholders	FP -Shares	PP- Shares	Total Shares	%age	Nom.Value	Debentures	Code	Category
	Total				0	0	0	0		



(e3)	HUF										
Sr.No	Pan Number	Name of Shareholders	FP -Shares	PP- Shares	Total Shares	%age	Nom.Value	Debentures	Code	Category	
1	AAAHV3120Q	VINOD KUMAR	31000	0	31000	0.9191	310000.00	0	B3E3	RESIDENT HUF /APOS	
2	AAJHS1015C	SUBHASH KHATTAR (HUF)	28000	0	28000	0.8301	280000.00	0	B3E3	RESIDENT HUF /APOS	
3	AAKHA7723G	ANKUR GUPTA HUF	12500	0	12500	0.3706	125000.00	0	B3E3	HUF /APOS	
4	AAFHN6836G	NITIN GUPTA HUF	11900	0	11900	0.3528	119000.00	0	B3E3	RESIDENT HUF /APOS	
5	AAHHP6005P	PRAKASH JAIN HUF	11250	0	11250	0.3335	112500.00	0	B3E3	HUF /APOS	
6	AASHS3664Q	SHIV KUMAR HUF	7735	0	7735	0.2293	77350.00	0	B3E3	HUF /APOS	
7	AAQHS0079H	SACHIN GUPTA HUF	6000	0	6000	0.1779	60000.00	0	B3E3	HUF /APOS	
8	AALHP0444G	PANKAJ GUPTA HUF	5400	0	5400	0.1601	54000.00	0	B3E3	HUF /APOS	
9	AAKHA7721E	ANKIT GUPTA HUF	5295	0	5295	0.1570	52950.00	0	B3E3	RESIDENT HUF /APOS	
10	AABHN9656C	NAVEEN GOEL HUF	3750	0	3750	0.1112	37500.00	0	B3E3	HUF /APOS	
11	AAAHP2123D	PRADEEP KUMAR GUPTA HUF	1260	0	1260	0.0374	12600.00	0	B3E3	HUF /APOS	
12	AADHB8247F	BIMAL KUMAR JAIN	25	0	25	0.0007	250.00	0	B3E3	RESIDENT HUF /APOS	
13	AATHS5731H	SUBHASH L BAJAJ HUF	20	0	20	0.0006	200.00	0	B3E3	RESIDENT HUF /APOS	
14	AAFHS9469E	SITARAM SINGHANIA .	20	0	20	0.0006	200.00	0	B3E3	RESIDENT HUF /APOS	
15	AAFHS1611E	SHREE BHAGWAN MOR	20	0	20	0.0006	200.00	0	B3E3	HUF /APOS	
16	AAEHG3986R	GOVIND PATODIA HUF	20	0	20	0.0006	200.00	0	B3E3	RESIDENT HUF /APOS	
17	AADHV8937L	V P GUPTA HUF	20	0	20	0.0006	200.00	0	B3E3	RESIDENT HUF /APOS	
18	AADHA4162J	AGARWAL SHYAMSUNDAR SUBKARAN	20	0	20	0.0006	200.00	0	B3E3	RESIDENT HUF /APOS	
19	AACHH7581P	HARIPRASAD DWARKAPRASAD KARIWALA	20	0	20	0.0006	200.00	0	B3E3	RESIDENT HUF /APOS	
20	AAUHS2123N	SANDEEP SARAF (HUF) .	10	0	10	0.0003	100.00	0	B3E3	RESIDENT HUF /APOS	
21	AAKHP8879E	PURUSHOTTAM LAL SARAF (HUF) .	10	0	10	0.0003	100.00	0	B3E3	RESIDENT HUF /APOS	
22	AAKHA2655P	ADITYA SARAF HUF	10	0	10	0.0003	100.00	0	B3E3	RESIDENT HUF /APOS	
23	AAJHA6005J	ASHISH SARAF HUF	10	0	10	0.0003	100.00	0	B3E3	RESIDENT HUF /APOS	
24	AAEHD5637A	DILIP KUMAR NAHATA	10	0	10	0.0003	100.00	0	B3E3	HUF /APOS	
25	AACHH4087A	HANUMAN PRASAD SARAF HUF	10	0	10	0.0003	100.00	0	B3E3	RESIDENT HUF /APOS	
	Total				124315	3.6856	1243150	0			



(e4)	TRUST									
Sr.No	Pan Number	Name of Shareholders	FP -Shares	PP- Shares	Total Shares	%age	NomValue	Debentures	Code	Category
1	AACTP4393F	PIA NAHATA CHAKRAVARTY BENEFICIARY TRUST	10	0	10	0.0003	100	0	B3E4	TRUSTS
	Total				10	0.0003	100	0		



(e5)	Clearing Members/House									
Sr.No	Pan Number	Name of Shareholders	FP -Shares	PP- Shares	Total Shares	%age	Nom.Value	Debentures	Code	Category
	Total				0	0	0	0		



(B1)	Institutions									
Sr.No	Pan Number	Name of Shareholders	FP -Shares	PP- Shares	Total Shares	%	Nom.Value	Debentures	Code	Category
	Total				0	0.0000	0	0		



Individual Shareholders Holding Nominal Share Capital Above Rs. 2 Lac										
Sr.No	Pan Number	Name of Shareholders	FP-Shares	PP-Shares	Total Shares	%age	Nom.Value	Debentures	Code	Category
1	ANDPK0291R	ROHTASH KUMAR	90000	0	90000	2.6683	900000	0	B3A	RESIDENT INDIAN
2	AESPH3043J	MEGHNA HASIJA	90000	0	90000	2.6683	900000	0	B3A	RESIDENT ORDINARY
3	AAWPH4341R	RAJIV HASIJA	80000	0	80000	2.3718	800000	0	B3A	RESIDENT ORDINARY
4	ABRPN6486H	BASANTI DEVI NAHATA	70000	0	70000	2.0753	700000	0	B3A	RESIDENT INDIAN
5	AMCPA9998D	DAMAN ARORA	60000	0	60000	1.7788	600000	0	B3A	RESIDENT ORDINARY
6	AIWPT2933P	RAVINDER KUMAR TANWAR	60000	0	60000	1.7788	600000	0	B3A	RESIDENT INDIAN
7	Not Available	SANJEEV CHOPRA KARTA OF	60000	0	60000	1.7788	600000	0	B3A	RESIDENT INDIAN
8	Not Available	MRS SAROJ CHOPRA	60000	0	60000	1.7788	600000	0	B3A	RESIDENT INDIAN
9	Not Available	HARBIR KHATRI	60000	0	60000	1.7788	600000	0	B3A	RESIDENT INDIAN
10	AAEPA5414G	USHA RANI ARORA	50000	0	50000	1.4824	500000	0	B3A	RESIDENT ORDINARY
11	ACKPB0905F	RAJIV BOTHRA	45000	0	45000	1.3341	450000	0	B3A	RESIDENT ORDINARY
12	AAEPB2397R	RIPI ARORA	45000	0	45000	1.3341	450000	0	B3A	RESIDENT INDIVIDUAL-NEGATIVE NOMINATIONS
13	Not Available	MEGHANA HASIJA	45000	0	45000	1.3341	450000	0	B3A	RESIDENT INDIAN
14	Not Available	RAJIV HASIJA	40000	0	40000	1.1859	400000	0	B3A	RESIDENT INDIAN
15	AAEPA5416E	SANGEETA ARORA	39166	0	39166	1.1612	391660	0	B3A	RESIDENT ORDINARY
16	BVQPK6732D	SARTHAK KHATTAR	35000	0	35000	1.0377	350000	0	B3A	RESIDENT ORDINARY
17	ADEPB5343A	SHANTI DEVI BARDIA	34000	0	34000	1.0080	340000	0	B3A	RESIDENT INDIAN
18	AHLPK0342H	VEENA KHATTAR	32000	0	32000	0.9487	320000	0	B3A	RESIDENT ORDINARY
19	Not Available	YOGESH PATAWARI	30000	0	30000	0.8894	300000	0	B3A	RESIDENT INDIAN
20	AAIPK8492Q	NEERU KHATTAR	26960	0	26960	0.7993	269600	0	B3A	RESIDENT ORDINARY
21	AAGPK9610A	VINOD KHATTAR	25653	0	25653	0.7605	256530	0	B3A	RESIDENT ORDINARY
22	AFBPP3256P	NORAT MAL JAIN	22500	0	22500	0.6671	225000	0	B3A	RESIDENT INDIAN
	Total				1100279	32.6204	11002790	0		

